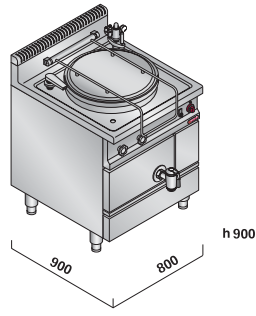
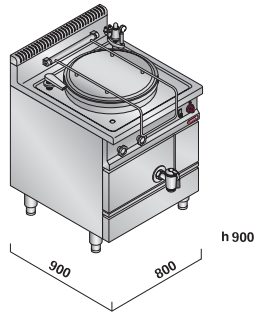


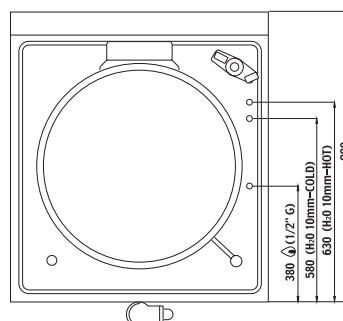
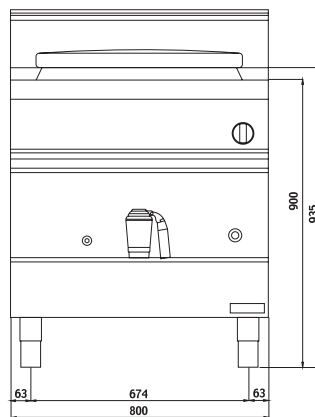


BERTO'S
the best catering equipment

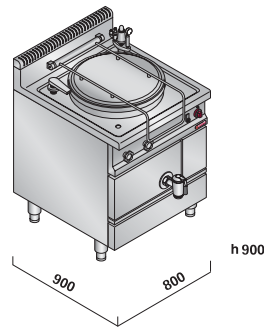
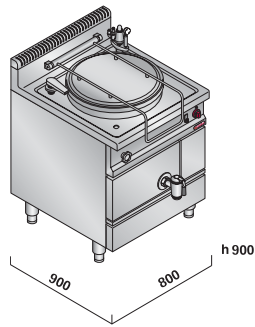


modello model modèle Modell	G9P10D G9P10DA	G9P10I G9P10IA
potenza totale gas gas total power puissance total gaz Gesamt Gas leistung	kW 20,9 kcal/h 17.974 Btu/h 71.311	kW 20,9 kcal/h 17.974 Btu/h 71.311
consumo gas gas consumption consommation gaz Gasverbrauch	G30/G31 kg/h 1,6 G20 m ³ /h 2,2 G25 m ³ /h 2,5	G30/G31 kg/h 1,6 G20 m ³ /h 2,2 G25 m ³ /h 2,5
n. vasche n. tanks n. cuvè n. Becken	1	1
potenza elettrica electric power puissance électrique Strömstärke		
tensione tension tension Spannung		
dim. vasca well dimensions dimensions bac Abmessung Wanne	Ø 60x42 cm h	Ø 60x42 cm h
capacità vasca well capacity capacité compartiment Fassungvermögen Becken	Lt 100	Lt 100
optional option Sonderzubehör	9CP10/1 - 9CP10/2	9CP10/1 - 9CP10/2
peso totale total weight poids total Gesamtgewicht	kg 128	kg 151
cubatura cubic volume volume Volumen	m ³ 1,2	m ³ 1,2

G9P10D
G9P10DA
G9P10I
G9P10IA

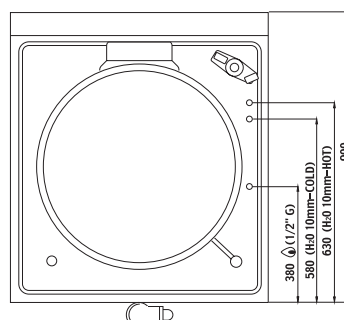
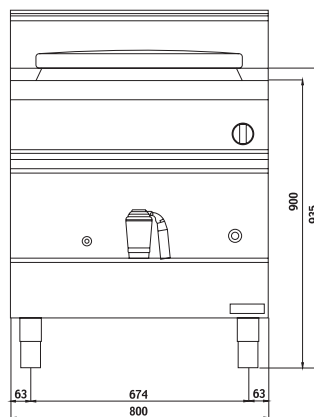


Maxima900 cooking ranges



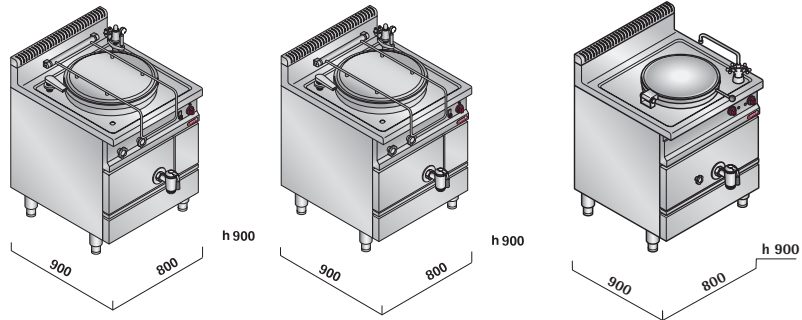
modello model modèle Modell	G9P15D G9P15DA	G9P15I G9P15IA
potenza totale gas gas total power puissance total gaz Gesamt Gas leistung	kW 20,9 kcal/h 17.974 Btu/h 71.311	kW 20,9 kcal/h 17.974 Btu/h 71.311
consumo gas gas consumption consommation gaz Gasverbrauch	G30/G31 kg/h 1,6 G20 m ³ /h 2,2 G25 m ³ /h 2,5	G30/G31 kg/h 1,6 G20 m ³ /h 2,2 G25 m ³ /h 2,5
n. vasche n. tanks n. cuvè n. Becken	1	1
potenza elettrica electric power puissance électrique Strömstärke		
tensione tension tension Spannung		
dim. vasca well dimensions dimensions bac Abmessung Wanne	Ø 60x54 cm h	Ø 60x54 cm h
capacità vasca well capacity capacité compartiment Fassungvermögen Becken	Lt 150	Lt 150
optional option Sonderzubehör	9CP15/1 - 9CP15/2	9CP15/1 - 9CP15/2
peso totale total weight poids total Gesamtgewicht	kg 164	kg 164
cubatura cubic volume volume Volumen	m ³ 1,2	m ³ 1,2

G9P15D
G9P15DA
G9P15I
G9P15IA



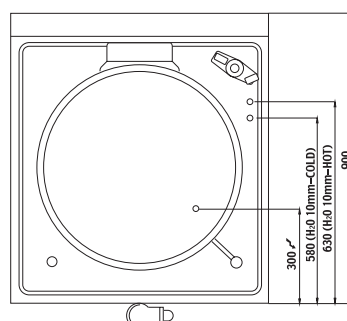
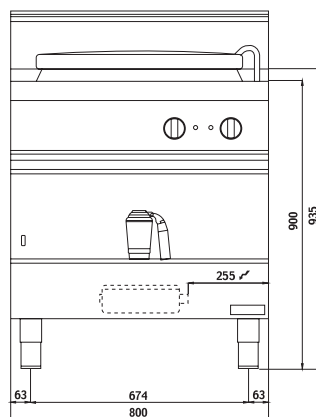


BERTO'S
the best catering equipment

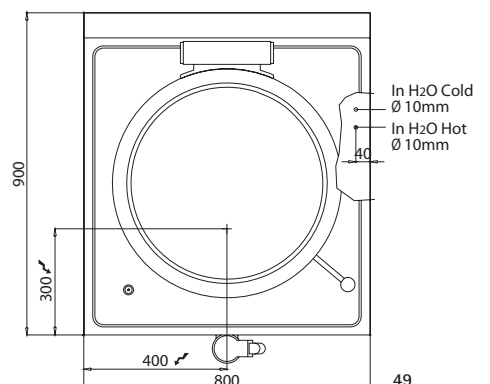
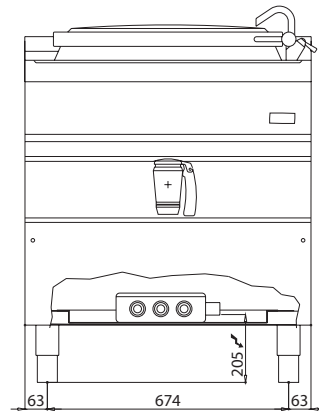


modello model modèle Modell	E9P10I E9P10IA	E9P15I E9P15IA	E9P10D E9P15D
potenza totale gas gas total power puissance total gaz Gesamt Gas leistung			
consumo gas gas consumption consommation gaz Gasverbrauch			
n. vasche n. tanks n. cuvè n. Becken	1	1	1
potenza elettrica electric power puissance électrique Strömstärke	kW 16	kW 18	kW 13
tensione tension tension Spannung	V 400 - 415 3N ~	V 400 - 415 3N ~	V 400 - 415 3N ~
dim. vasca well dimensions dimensions bac Abmessung Wanne	Ø 60x42 cm h	Ø 60x54 cm h	Ø 60x42 cm h » E9P10D Ø 60x54 cm h » E9P15D
capacità vasca well capacity capacité compartiment Fassungvermögen Becken	Lt 100	Lt 150	Lt 100 » E9P10D Lt 150 » E9P15D
optional option Sonderzubehör	9CP10/1 - 9CP10/2	9CP15/1 - 9CP15/2	9CP10/1 - 9CP10/2 » E9P10D 9CP15/1 - 9CP15/2 » E9P15D
peso totale total weight poids total Gesamtgewicht	kg 140	kg 150	kg 140
cubatura cubic volume volume Volumen	m ³ 1,2	m ³ 1,2	m ³ 1,2

E9P10I
E9P10IA
E9P15I
E9P15IA



E9P10D
E9P15D



Maxima 900 cooking ranges