







Mod. SA/E 60 Cod. 05140000

Mod. SA/E 60-E Cod. 05142000

**salamanders**



	SA/E 60	SA/E 60-E
	mm 600 x 580 x 585 h	mm 600 x 580 x 585 h
	mm 595 x 425 x 275 h 23 1/2" x 16 3/4" x 10 7/8" h	mm 595 x 425 x 275 h 23 1/2" x 16 3/4" x 10 7/8" h
 TOT	<b>kW 3,3</b>	<b>kW 4,7</b>
 VOLT	220-240 V~ 220-240 V3~ 380-415 V3N~	220-240 V~ 220-240 V3~ 380-415 V3N~
	kg 56	kg 56
	m³ 0,33	m³ 0,33